

CUNA Nebraska
**MEMBERSHIP BENEFITS
REPORT**



Nebraska

The Benefits of Membership

Credit unions generally provide financial benefits to members through lower loan rates, high savings rates, and fewer fees than banking institutions.

The Credit Union National Association (CUNA) estimates that Nebraska credit unions provided \$40,782,370 in direct financial benefits to the state's 543,609 members during the twelve months ending September 2021.

These benefits are equivalent to \$75 per member or \$158 per member household ⁽¹⁾.

Estimated total benefits of credit union membership are calculated by accounting for differences in credit union and bank pricing. Specifically, average credit union savings account yields, loan interest rates and fees are compared to average bank savings account yields, loan interest rates and fees. The interest rate differences are then applied to respective average credit union loan and savings balances. Fee differences are weighted and applied to credit union non-interest income to obtain the total estimated benefits arising from fees.

The per-member and per-household benefits delivered by Nebraska credit unions are substantial, but these benefits are averages. Mathematically, that means the total benefits provided are divided across all members (or all member households) - even those who conduct very little financial business with Nebraska credit unions.

Consider this:

Financing a \$25,000 new automobile for 60 months at a Nebraska credit union will save members an average \$225 per year in interest expense compared to what they would pay at a banking institution in the state.

Further, loyal members - those who use the credit union extensively - often receive total financial benefits that are much greater than the average.

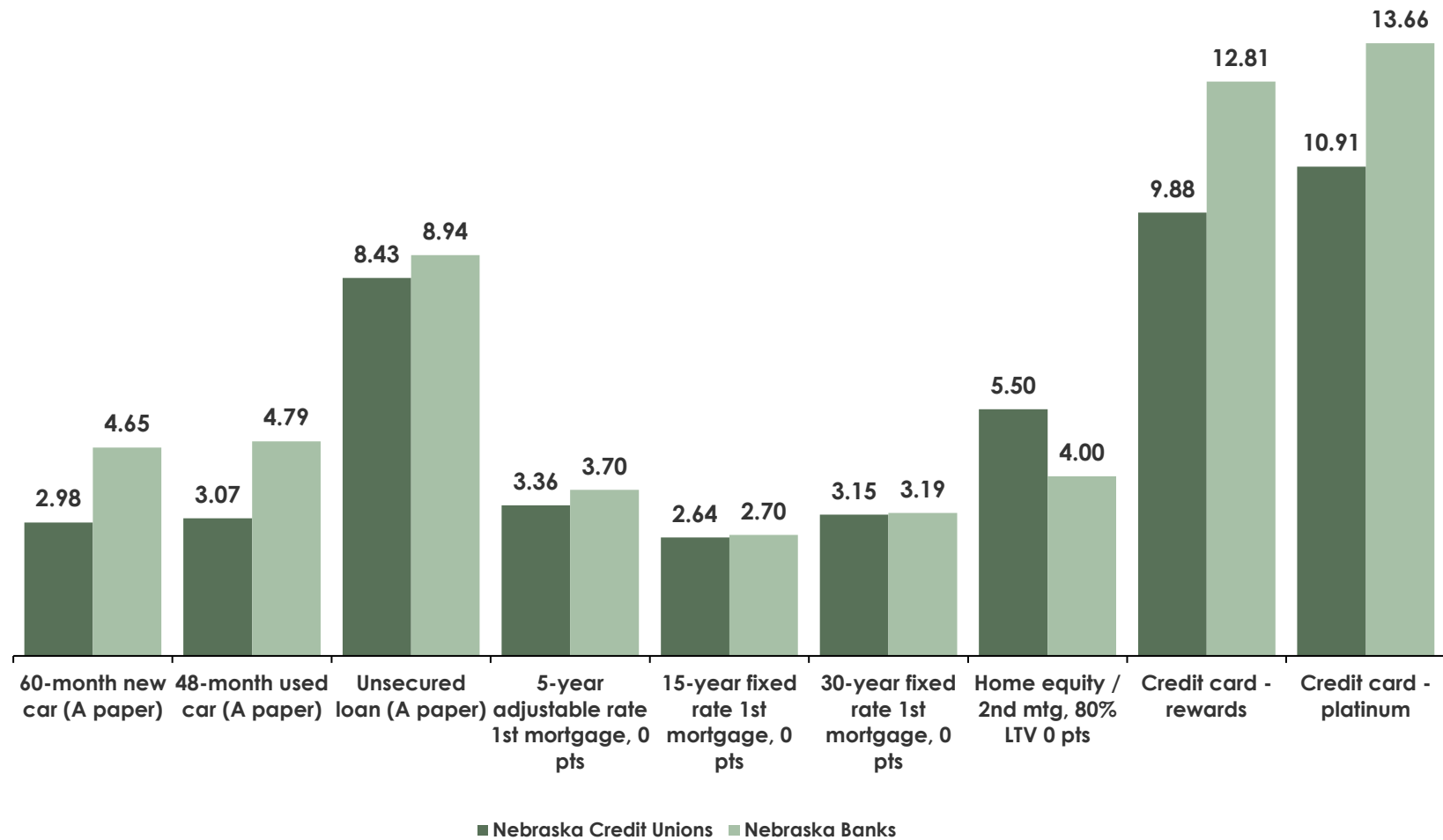
Nebraska credit unions excel in providing member benefits on many loan and savings products. In particular, Nebraska credit unions offer lower average loan rates on the following accounts: new car loans, used car loans, personal unsecured loans, first mortgage-fixed rate, first mortgage-adjustable rate, credit cards loans.

Nebraska credit unions also pay members higher average dividends on the following accounts: share draft checking, money market accounts, certificate accounts, IRAs.



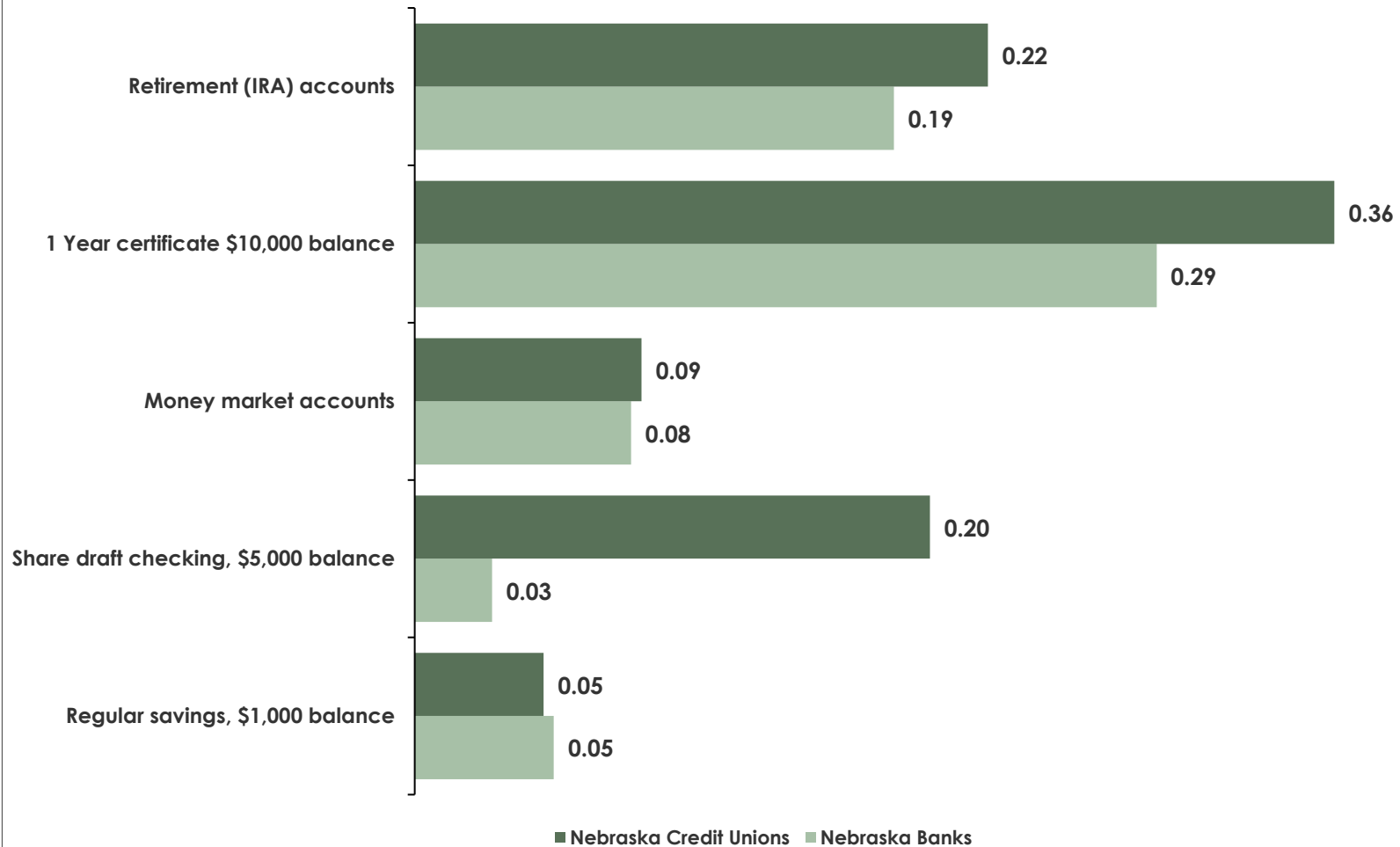
Loan Product Comparative Interest Rates (%)

by Loan Type



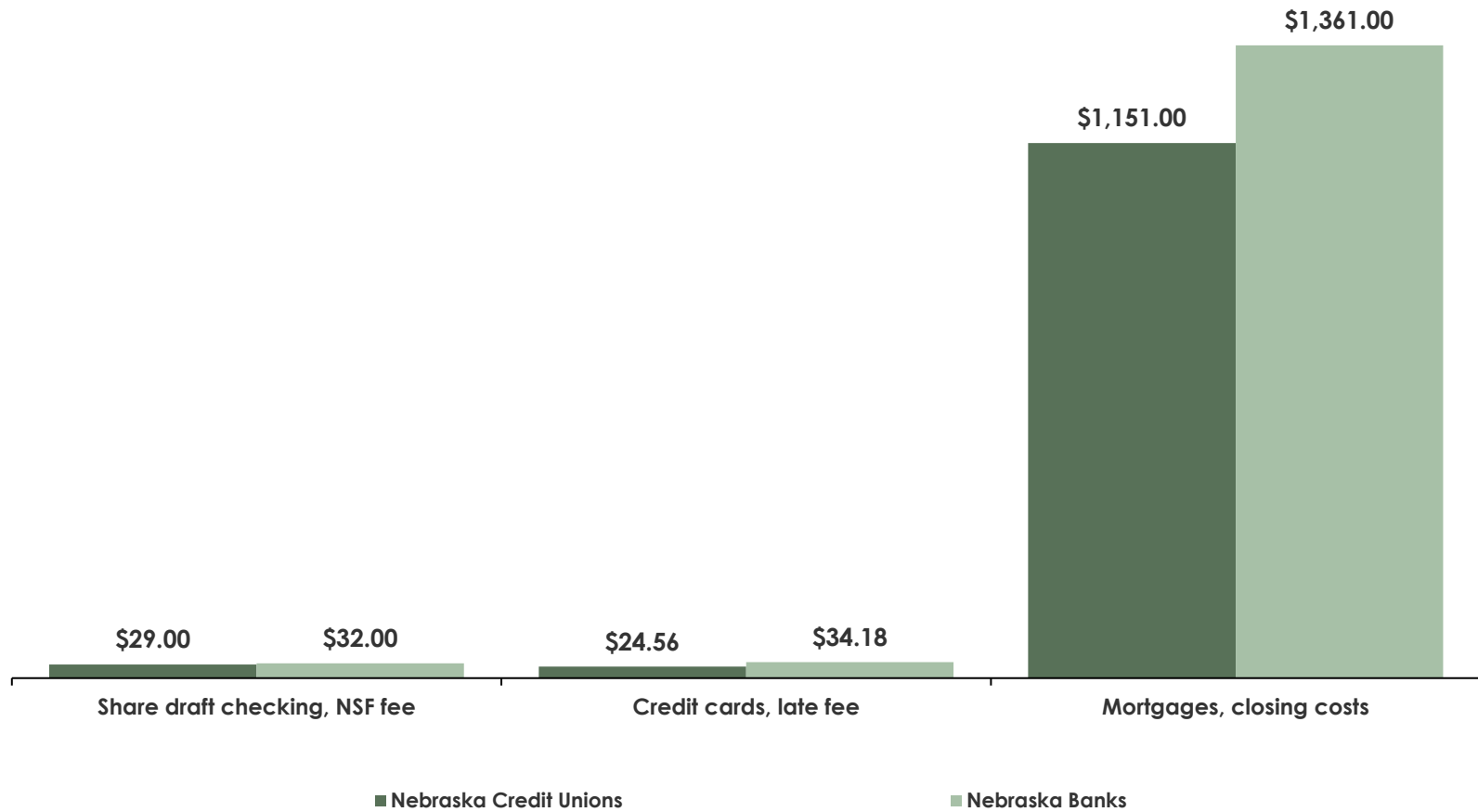
Savings Product Comparative Interest Rates (%)

by Savings Account Type



Comparative Fees

by Type



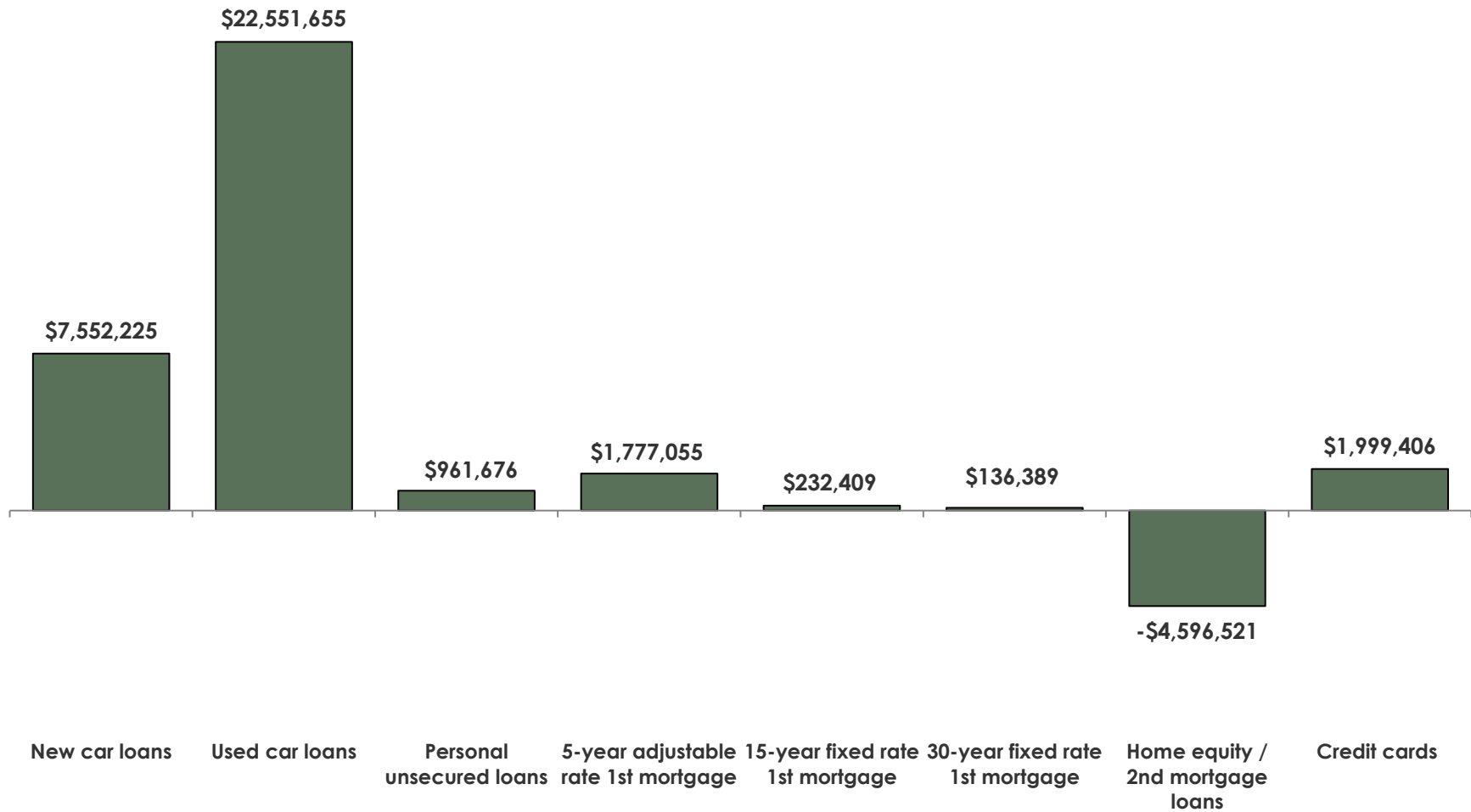
Nebraska Credit Union and Banking Institution September 2021 Average Interest Rates and Fees

| Loan Products | Average Rate at Credit Unions (%) | Average Rate at Banks (%) | Rate Difference vs. Banks (%) |
|--|-----------------------------------|---------------------------|-------------------------------|
| 60-month new car (A paper) | 2.98 | 4.65 | -1.67 |
| 48-month used car (A paper) | 3.07 | 4.79 | -1.71 |
| Unsecured loan (A paper) | 8.43 | 8.94 | -0.51 |
| 5-year adjustable rate 1st mortgage, 0 pts | 3.36 | 3.70 | -0.34 |
| 15-year fixed rate 1st mortgage, 0 pts | 2.64 | 2.70 | -0.06 |
| 30-year fixed rate 1st mortgage, 0 pts | 3.15 | 3.19 | -0.04 |
| Home equity / 2nd mtg, 80% LTV 0 pts | 5.50 | 4.00 | 1.50 |
| Credit card - rewards | 9.88 | 12.81 | -2.92 |
| Credit card - platinum | 10.91 | 13.66 | -2.75 |
| Savings Products | | | |
| Regular savings, \$1,000 balance | 0.05 | 0.05 | 0.00 |
| Share draft checking, \$5,000 balance | 0.20 | 0.03 | 0.17 |
| Money market accounts | 0.09 | 0.08 | 0.00 |
| 1 Year certificate \$10,000 balance | 0.36 | 0.29 | 0.07 |
| Retirement (IRA) accounts | 0.22 | 0.19 | 0.04 |
| Fee Income | | | |
| Share draft checking, NSF fee | \$29.00 | \$32.00 | -\$3.00 |
| Credit cards, late fee | \$24.56 | \$34.18 | -\$9.62 |
| Mortgages, closing costs | \$1,151.00 | \$1,361.00 | -\$210.00 |

Source: Datatrac

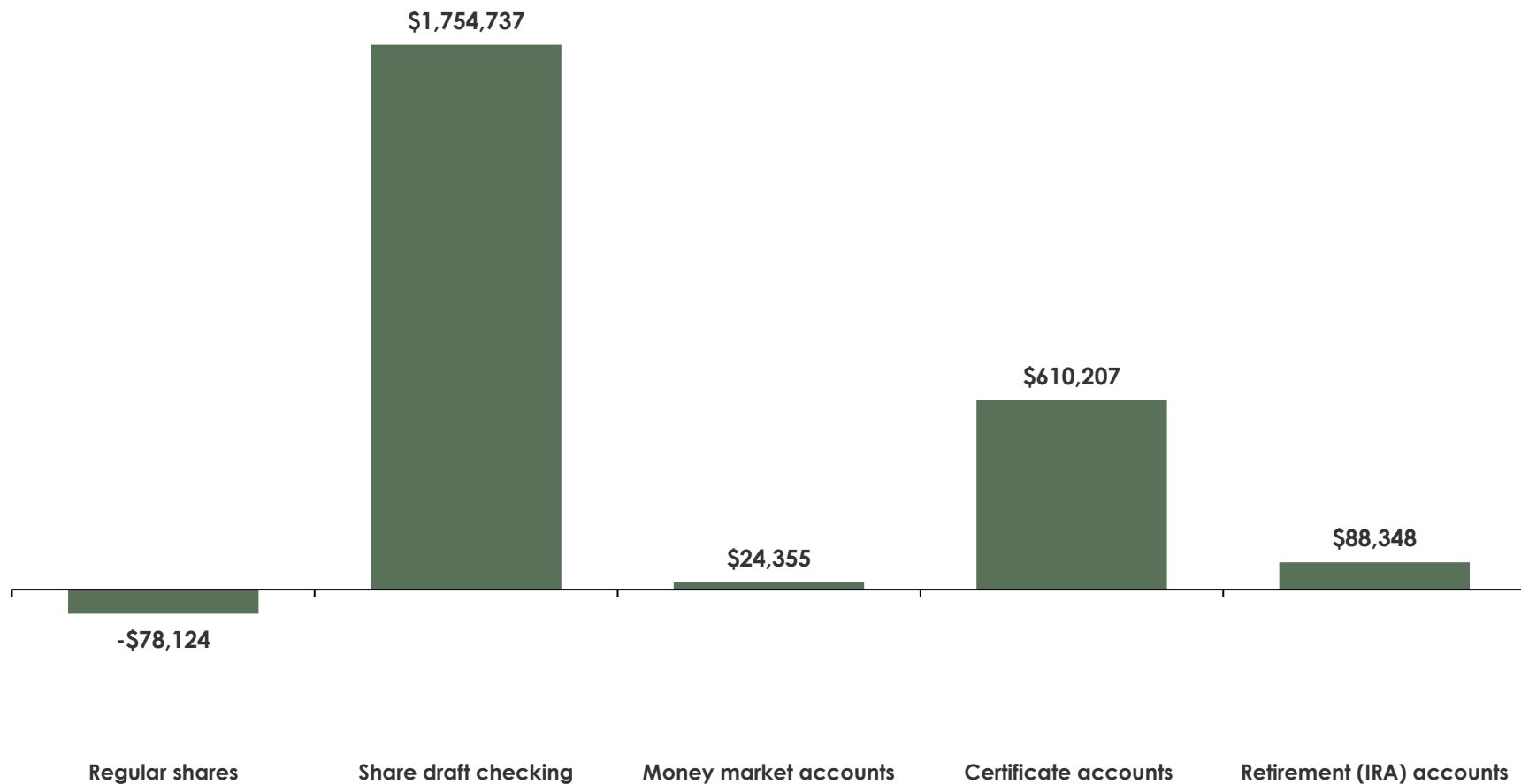
Estimated Credit Union Loan Benefits

Compared to State Banking Institutions
by Loan Type



Estimated Credit Union Savings Dividend Benefits

Compared to State Banking Institutions by Account Type



Membership Benefits Report

CUNA Economics and Statistics

Estimated Financial Benefits for Nebraska Credit Unions September 2021

| Loans | Avg. Balance at Credit Unions (1) | Rate Difference vs. Nebraska Banks (%) (2) | Total Financial Benefit to Your Members |
|---|-----------------------------------|--|---|
| New car loans | 452,229,071 | -1.67 | \$7,552,225 |
| Used car loans | 1,315,732,525 | -1.71 | \$22,551,655 |
| Personal unsecured loans | 187,461,196 | -0.51 | \$961,676 |
| 5-year adjustable rate 1st mortgage | 518,091,802 | -0.34 | \$1,777,055 |
| 15-year fixed rate 1st mortgage | 400,705,887 | -0.06 | \$232,409 |
| 30-year fixed rate 1st mortgage | 349,715,915 | -0.04 | \$136,389 |
| Home equity / 2nd mortgage loans | 307,254,047 | 1.50 | -\$4,596,521 |
| Credit cards | 69,459,995 | -2.92 | \$1,999,406 |
| Interest rebates | | | \$43,192 |
| Total CU member benefits arising from lower interest rates on loan products: | | | \$30,657,488 |
| Savings | | | |
| Regular shares | 1,953,087,716 | 0.00 | -\$78,124 |
| Share draft checking | 1,032,198,462 | 0.17 | \$1,754,737 |
| Money market accounts | 608,877,762 | 0.00 | \$24,355 |
| Certificate accounts | 884,358,377 | 0.07 | \$610,207 |
| Retirement (IRA) accounts | 242,048,901 | 0.04 | \$88,348 |
| Bonus dividends in period | | | \$0 |
| Total CU member benefit arising from higher interest rates on savings products: | | | \$2,399,524 |
| Fee Income | | | |
| Total CU member benefit arising from fewer / lower fees: | | | \$7,725,359 |
| Total CU member benefit arising from interest rates on loans, savings products and lower fees: | | | \$40,782,370 |
| Total CU member benefit / member: | | | \$75 |
| Total CU member benefit / member household: | | | \$158 |

Source: Datatrac, NCUA, and CUNA

(1) Average balance as of September 2021 and September 2020, according to the NCUA call report.; (2) Source for rates: Datatrac;

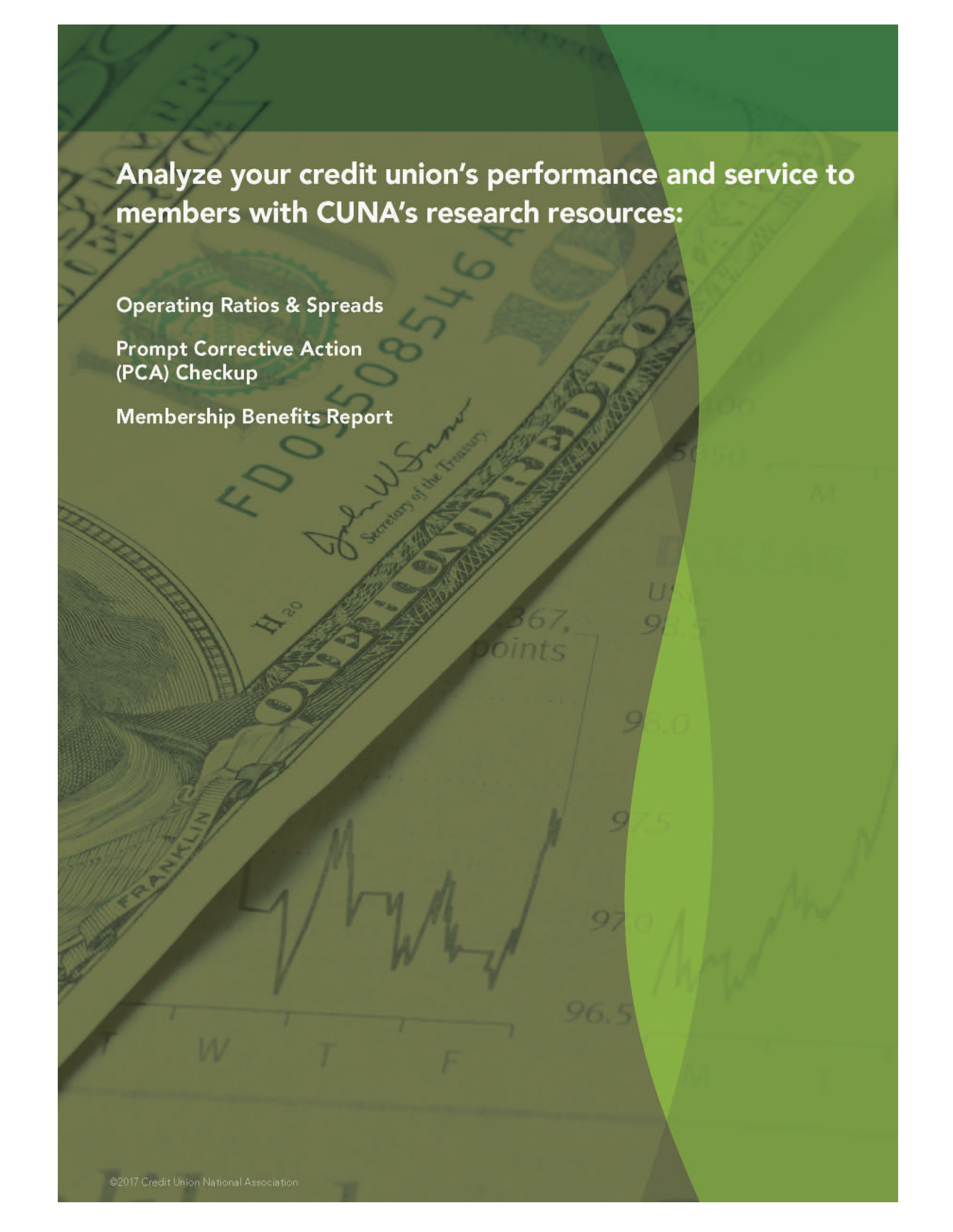
Membership Benefits Report

CUNA Economics and Statistics

Nebraska Credit Union Performance Profile

| Demographic Information | Sep 21 | Sep 20 |
|--|--------|--------|
| Number of branches | 147 | 151 |
| Total assets (\$ mil) | 5,858 | 5,360 |
| Total loans (\$ mil) | 3,908 | 3,762 |
| Total surplus funds (\$ mil) | 1,610 | 1,303 |
| Total savings (\$ mil) | 5,039 | 4,564 |
| Total members (thousands) | 546 | 541 |
| Growth Rates (Trailing 12 months) * | | |
| Total assets | 9.3 % | 11.5 % |
| Total loans | 3.9 % | 5.6 % |
| Total surplus funds | 23.7 % | 32.8 % |
| Total savings | 10.5 % | 13.3 % |
| Total members | 1.0 % | 2.8 % |
| Earnings - Basis Pts. * | | |
| Yield on total assets | 336 | 389 |
| Dividend / interest cost of assets | 47 | 80 |
| Fee & other income | 167 | 169 |
| Operating expense | 353 | 386 |
| Loss Provisions | 17 | 50 |
| Net Income (ROA) after stabilization exp | 86 | 42 |
| Capital Adequacy | | |
| Net worth / assets | 10.6 | 10.7 |
| Asset Quality * | | |
| Delinquencies / loans | 0.4 | 0.5 |
| Net chargeoffs / average loans | 0.2 | 0.5 |
| Total borrower-bankruptcies | 9 | 13 |
| Bankruptcies per 1000 members | 1.0 | 1.4 |
| Asset/Liability Management | | |
| Loans / savings | 77.6 | 82.4 |
| Loans / assets | 66.7 | 70.2 |
| Long-term assets / assets | 32.3 | 28.8 |
| Core deposits/shares & borrowings | 63.1 | 58.4 |
| Productivity | | |
| Members / potential members | 4.6 | 4.5 |
| Borrowers / members | 48.7 | 50.6 |
| Members / FTE | 389 | 382 |
| Average shares / members (\$) | 9,221 | 8,429 |
| Average loan balances (\$) | 14,676 | 13,732 |
| Salary & Benefits / FTE | 77,511 | 76,081 |

* Earnings, net chargeoffs, and bankruptcies are year-to-date numbers annualized. Due to significant seasonal variation, balance sheet growth rates are for the trailing 12 months.



Analyze your credit union's performance and service to members with CUNA's research resources:

Operating Ratios & Spreads

Prompt Corrective Action
(PCA) Checkup

Membership Benefits Report